
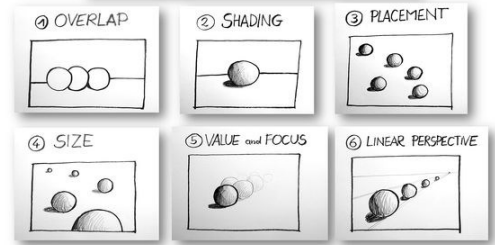


Line Pattern Landscapes

Review the 6 ways to create the illusion of space on a 2-dimensional surface 

SIX WAYS TO CREATE THE ILLUSION OF SPACE




Use the 6 illusions of space and the example landscape drawings below as inspiration to draw landscape design with waves in the foreground, mountains in the middle ground and a setting sun in the background. Add any "extras" you like as long as they fit within the illusions of space (they are correctly overlapping or receding in size as you move up the page)

Trace your pencil lines with sharpie. To create an interesting textural effect, try varying the thickness of your lines also creating emphasis to areas outlined with thicker lines.

Fill each section with line patterns to create even more texture and interest.

Paint your landscape with watercolor paints. Experiment with mixing more than color in each section.



Sign and hang your work!

