



Initial Zentangle



Practice drawing your initials as interesting shapes within a square.

Make sure your initial touches all four sides + creates interesting positive + negative spaces.**

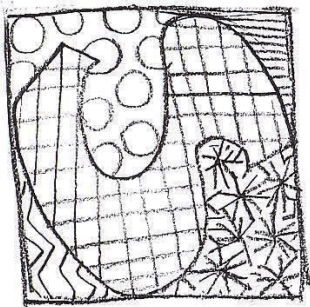


- * Try upper case, lower case, cursive + block letters
- ** Also try tilting initial to the diagonal to touch all four sides. **MUST TOUCH ALL 4 SIDES!!**

Draw your favorite initial design on square paper (9x9, 12x12, 18x18, etc)

Trace in sharpie.

Now Zentangle: fill each separate shape with interesting, repeating line patterns. Sometimes the simpler the pattern - the more effective. Patterns should completely fill each shape. Vary types of line + distances to create values (areas of light + dark)



Trace Patterns in sharpie.
Color patterns using colored pencils.
Experiment with blending colors.